

Perfect Sleep Chair User Manual



Perfect Sleep Chair

Customer Service: 1-800-958-8324



Perfect Sleep Chair User Manual

Note: This manual is compiled from the latest product information available at the time of publication. We reserve the right to make changes as they become necessary.

Safety

- Read and follow all instructions, notes, and warnings in this manual. If you require additional assistance or encounter information that you do not understand, contact Perfect Sleep Chair Customer Service at 800-958-8324 or CustomerCare@firststreetonline.com. Failure to follow these instructions can result in product damage or personal injury.

Shipping and Delivery

- Please inspect your chair carefully and make sure your delivery is complete before the delivery team leaves your home. This is important because some components/accessories may be individually packaged separate from the product. If your delivery is incomplete or missing parts/accessories, alert the delivery team immediately and contact Perfect Sleep Chair Customer Service at 800-958-8324.
- If your product is damaged during transport, please alert the delivery team and contact Perfect Sleep Chair Customer Service at 800-958-8324.

Modifications

- Do not modify, add, or remove any parts or features of the product. Unauthorized modifications can lead to product damage, personal injury, and void of product warranty.
- If repair or service is needed, only use original manufacturer parts to ensure safety and compatibility.

Weight Limitations

- All lift chairs are rated for a maximum weight capacity of 350 pounds. Always stay within the specified weight capacity of your chair; the manufacturer and retailer will not be held responsible for damage or injuries resulting from failure to observe the weight limitation of the product.

Hazards

- The reclining and lift mechanisms are moving parts and are considered “pinch or crush” points, always keep clear of these areas and ensure that the product path of motion is unobstructed. In addition, keep these points clear of any loose wires, pets, children, and fabrics (example: clothing or blankets).

Duty Cycle: Lift Chair Motors

- 2 minutes on and 18 minutes off is the intended maximum duty cycle for lift chair motors. Excessive use and failure to observe this can result in injury, product damage or premature failure.

Perfect Sleep Chair User Manual

Storage and Transportation

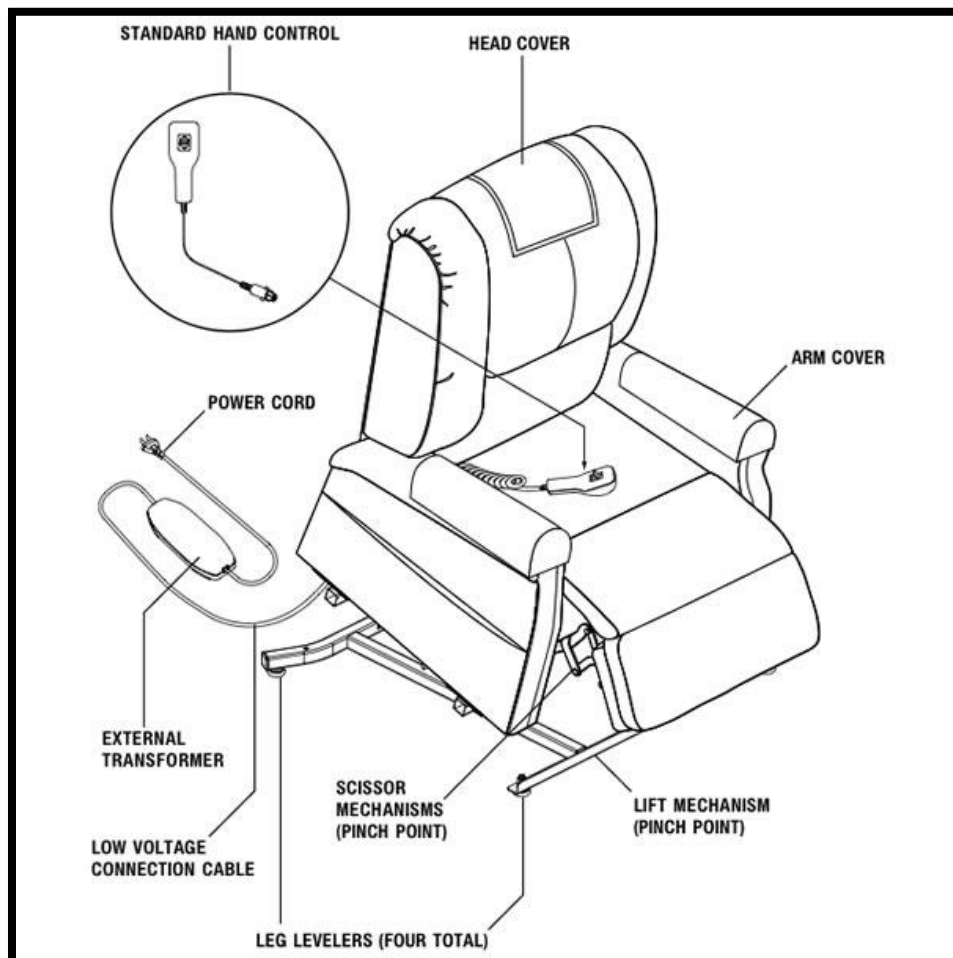
- Product can be stored or transported in the -40F – 149F temperature range.

Interference: EMI and RFI

- EMI and RFI (Electromagnetic Interference/Radio Frequency Interference) can affect the operation of the electronic devices in this product. Common sources of EMI/RFI include but are not limited to: Cell phones, mobile radios, television/radio stations, HAM transmitters, microwaves, pagers, and wireless telephones. The owner or user of this product can reduce the impact of interference by maintaining at least 9-Feet between the chair and any possible source of EMI/RFI.
- If unintended motion occurs, discontinue use of the chair and contact firstSTREET Customer Service 800-958-8324 immediately.

Standard Lift Chair Components

- Lift chairs are composed of several frame and electronic components. A typical lift chair contains a removable back frame, seat, ottoman, leg levelers, lift frame, scissor mechanism, transformer, hand control wand, and motor/s.



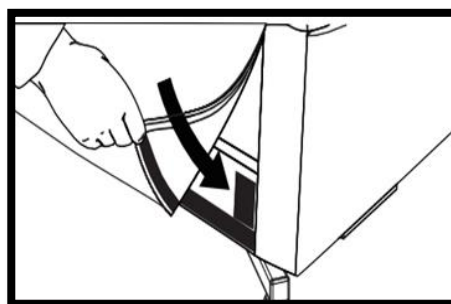

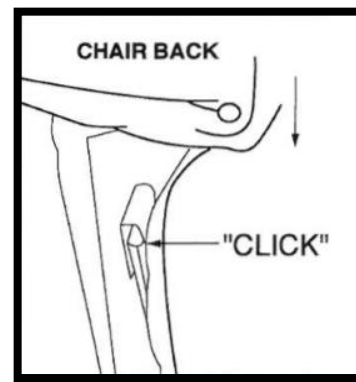
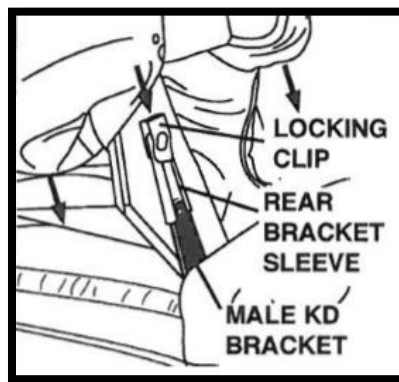
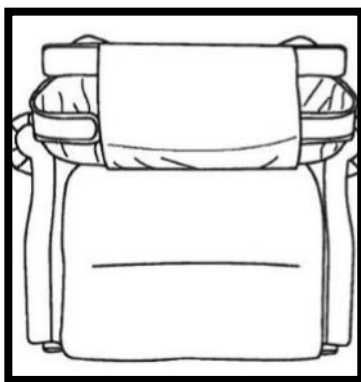
Perfect Sleep Chair User Manual

Battery Backup Transformers and Electronic Components

- Your lift chair is equipped with a dual 9v battery backup feature that will allow the chair to return to a normal seated position a single time in the event of a power outage.
- The battery back-up is intended to return a reclined chair to a seated position one time during a power outage. The (2) 9v batteries (not included) must be installed into the transformer.
- For these transformers to work properly during an outage it is imperative that the 9v batteries be fresh and unused. Heavy Duty or industrial strength batteries are recommended. Replace these batteries after any power outage or every 3-6 months to ensure that the batteries have enough charge to cycle the chair.
- Keep all electronic components free of moisture to prevent damage. These electronic components include but are not limited to: Motors, hand wands, button controls, junction boxes, heating pads, and all wires.

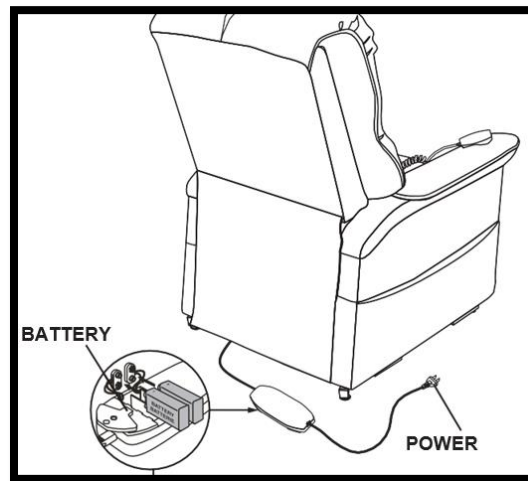
Assembly

- Your product may require assembly or disassembly before use or service. This FirstSTREET lift chair has a removable "Knock Down" back frame known as a "KD" backs. The KD backs use metal slide brackets with a locking tab to attach the back frame to the mechanism.
- To attach a KD back, simply line up the KD brackets on the back frame with the mechanism and press firmly down until both sides click. You must hear an audible clicking sound to ensure the back is properly locked in place. Once the back is locked into place, secure the back cover to the Hook and Loop fastener (Velcro) on the bottom of the chair.
- If you are experiencing difficulty attaching the back frame be sure to visually inspect the KD brackets and locking tabs to ensure they are in the correct position.



Perfect Sleep Chair User Manual

- Place the chair on dry, level ground where there is ample room for proper operation. Use the leg levelers to make small adjustments to ensure the chair is level and completely stable.
- Connect any loose wires in the back of the furniture (some models will have wires for a heating pad, massage motors, headrest/lumbar motors, etc.)
- Connect the hand control wand, make sure the wire is routed away from any moving parts or pinch points in the lift frame or mechanism.
- If you discover a problem at any point during setup, stop and contact your authorized retailer immediately. To avoid product damage or personal injury - do not plug the product into the electrical outlet until the issue is resolved. Do not attempt to fix any electrical problems by yourself.
- Install new 9v batteries (not included) into the battery backup transformer. See figure below.



- Connect the transformer to the chair and then directly to a standard wall outlet. Do NOT use an extension cord with this product. Make sure to place the transformer in an open well ventilated area to avoid damage or premature failure.

Care and Routine Maintenance

- Routine maintenance checks on the fabric and electronics should be performed periodically over the lifetime of the product.
- Inspect the fabric on a regular basis for any discoloration, pulls, tears, or gaps.
- Always use the correct cleaning method by consulting the cleaning code for your specific product, the cleaning code will list authorized cleaning products and method to ensure the product isn't damaged during this process. If you are unsure of what cleaning code applies to your product, contact your firstSTREET Customer Service before cleaning.
- This product is intended for indoor use only. Fabric should be kept away from heat sources, out of direct sunlight, and away from moisture.
- Routinely inspect all wiring and connections to ensure they are not damaged in any way. Make sure all connections are secure and there are no pinched or frayed wires.
- Keep all electronics away from moisture and extreme temperatures.
- If damage or exposure is discovered at any time during maintenance unplug the product and contact your authorized retailer.

Perfect Sleep Chair User Manual

Hand Wand Operation



Notices and Warranty Information

Company Name:	firstSTREET
Address:	1998 Ruffin Mill Rd Colonial Heights, VA 23834
Date of Manufacture:	12/2018
Compliance:	TSCA Title VI Compliant California 93120 Compliant for Formaldehyde Produced with all ULEF-based products

⚠ WARNING

This product can expose you to chemicals, including Formaldehyde which is known to the State of California to cause cancer, birth defects, or other reproductive harm. For more information, go to www.p65Warning.ca.gov/furniture.

Perfect Sleep Chair User Manual

This article meets the flammability requirements of California bureau of electronic and appliance repair, home furnishings, and thermal insulations technical bulletin 117-2013. Care should be exercised near open flame or burning cigarettes.

The upholstery materials in this product:

✘ Contains no added flame retardant chemicals.

The State of California has updated the flammability standard and determined that the fire safety requirements for this product can be met without adding flame retardant chemicals. The State has identified many flame retardant chemicals as being known to, or strongly suspected of, adversely impacting human health or development.



FirstSTREET® Limited Lifetime Warranty

Thank you for choosing the FirstSTREET Perfect Sleep Chair. You have made an investment in lasting quality which will bring you many years of enjoyment and comfort. Please read the terms of the FirstSTREET limited warranty coverage carefully. Retain your proof of purchase to substantiate your claim in the event warranty service is required. For any service claims, please contact firstSTREET Customer Service at 800-958-8324. FirstSTREET will supply the part(s) either under warranty or at cost, as long as they are available. After one (1) year, the labor and parts shipping costs will be the responsibility of the consumer.

This product is NOT a medical device and is only intended to enhance comfort.

Perfect Sleep Chair User Manual

1. RECLINER MECHANISM - Limited Lifetime Warranty: Recliner mechanisms are warranted against breakage due to defective material or workmanship for the lifetime of the product.

2. SPRINGS - Limited Lifetime Warranty: The spring units of FirstSTREET products are warranted against breakage due to defective material or workmanship for the lifetime of the product.

3. FRAME - Limited Lifetime Warranty: The frame, upholstered in the original fabric under normal use and conditions, is warranted to the original purchaser against manufacturing defects for the lifetime of the product.

4. COMFORT COIL SEAT CUSHIONS - Five (5) Year Warranty: FirstSTREET product cushions are warranted for five (5) years against loss of resiliency. The loss of resiliency should not be confused with a slight softening and flattening of the fiber and foam that will occur as a result of normal use and aging.

5. POWER MOTORS - Three (3) Year Warranty: The motor for a Lift product features a three (3) year warranty against defects. The label with the serial number from the defective motor must be returned to receive credit.

6. ALL OTHER PARTS - One (1) Year Warranty: All other parts not specifically listed as being warranted are covered under a one year limited warranty against defective material or workmanship. This warranty is limited to repair or replacement of the defective part such as transformers, hand wands, massage/heat, and other electrical system components.

WARRANTY LIMITATIONS

The warranty does not include:

1. Any defect in upholstery fabrics. There is no warranty on vinyl, leather or fabric against wearing, fading, pilling, stretching, dye lots, natural markings or splitting.
2. Any condition resulting from incorrect or inadequate maintenance, cleaning, or care.
3. Any condition resulting from other than ordinary residential wear or from any use for which the product was not designed.

All Products

In the event that a defect is found, repair or replacement under this warranty is at the manufacturer's option. Cost for labor, packaging and shipping from the factory, if it is necessary, is covered by FirstSTREET for a period of one year. After one year from date of purchase, the original purchaser will be responsible for labor, packaging and all shipping costs.

These Limited Warranties provide coverage to the original retail purchaser and do not apply to rented, business, commercial, institutional, or other non-residential uses. These Limited Warranties do not apply to

1. Merchandise that was, at any time, used as a floor sample or display model.
2. Any merchandise purchased 'as is' or second-hand.
3. Any merchandise purchased at a distress sale or a going-out-of business sale.
4. Any merchandise purchased from a liquidator.

Perfect Sleep Chair User Manual

All warranties, whether express or implied, cover only normal household usage. No warranty, express or implied, applies to any condition resulting from misuse, abuse, delivery, or transportation damage.

Warranty Service:

LIABILITY FOR INCIDENTAL OR CONSEQUENTIAL DAMAGES UNDER ANY AND ALL WARRANTIES IS EXCLUDED. Some states do not allow the exclusions of limitation of incidental or consequential damages, so the above limitations or exclusions may not apply to you. This warranty gives you specific legal rights and you may also have other rights which vary from state to state.

All claims for service must be accompanied by proof of purchase (Bill of Sale and the Products Serial Number). Any claim for service under warranty must be made through the retail dealer where the furniture was purchased.

Contact [Perfect Sleep Chair Customer Service](#) for Product Support

Perfect Sleep Chair Service and Support

- Telephone: 800-958-8324
- Email: CustomerCare@firststreetonline.com
- Hours: Monday-Friday 9:00 AM – 8:00 PM